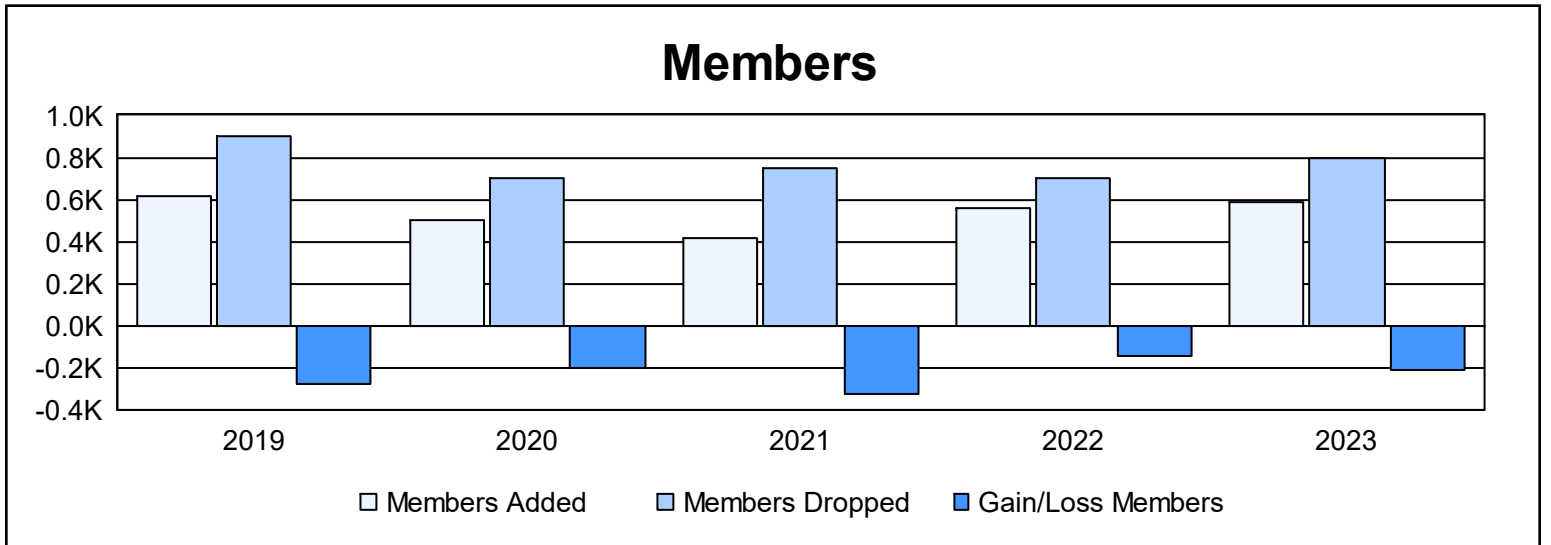
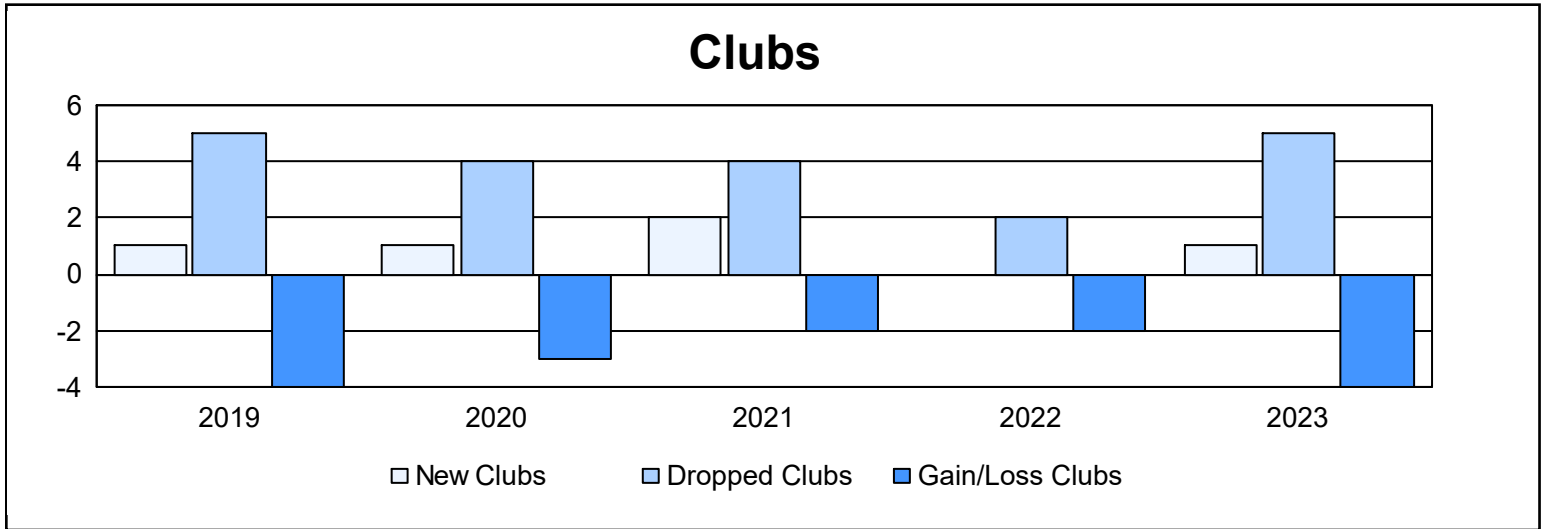
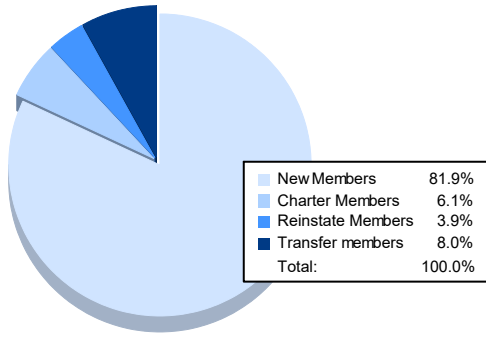


Year	New Clubs	Dropped Clubs	Gain/ Loss Clubs	New Members	Charter Members	Reinstate Members	Transfer Members	Total Member Added	Total Members Dropped	Gain/ Loss Members
2018-2019	1	5	-4	535	28	28	27	618	896	-278
2019-2020	1	4	-3	417	31	17	33	498	698	-200
2020-2021	2	4	-2	278	57	58	27	420	750	-330
2021-2022	0	2	-2	474	4	56	26	560	704	-144
2022-2023	1	5	-4	480	36	23	47	586	794	-208
<b>Average</b>	<b>1</b>	<b>4</b>	<b>-3</b>	<b>437</b>	<b>31</b>	<b>36</b>	<b>32</b>	<b>536</b>	<b>768</b>	<b>-232</b>



### Membership Composition June 2023 Cumulative



### Gender Composition June 2023 Cumulative

